

**ABSTRACT OF THE VOTE OF
STOREY COUNTY, STATE OF NEVADA
POLLED AT THE
GENERAL ELECTION
HELD NOVEMBER 5TH, 2024**

Relating to votes cast for General Election.

Filed November 13, 2024

STATE OF NEVADA)
) SS.
COUNTY OF STOREY)

I, D. James Hindle III, County Clerk of said County, do hereby certify the attached to be a full and correct Statement of the votes cast of said County, polled at the General Election held November 5, 2024. I hereby certify that the whole number of votes cast in said County, and the whole number of votes for the election is set forth as the total of each of the respective columns, as said statements appear entered in the Record of the Proceedings of the Board of County Commissioners of said County, now in my custody.

Witness by my hand and Official Seal this 13th day of November 2024.



D. James Hindle III
Storey County Clerk



STOREY COUNTY

ABSTRACT OF THE VOTE

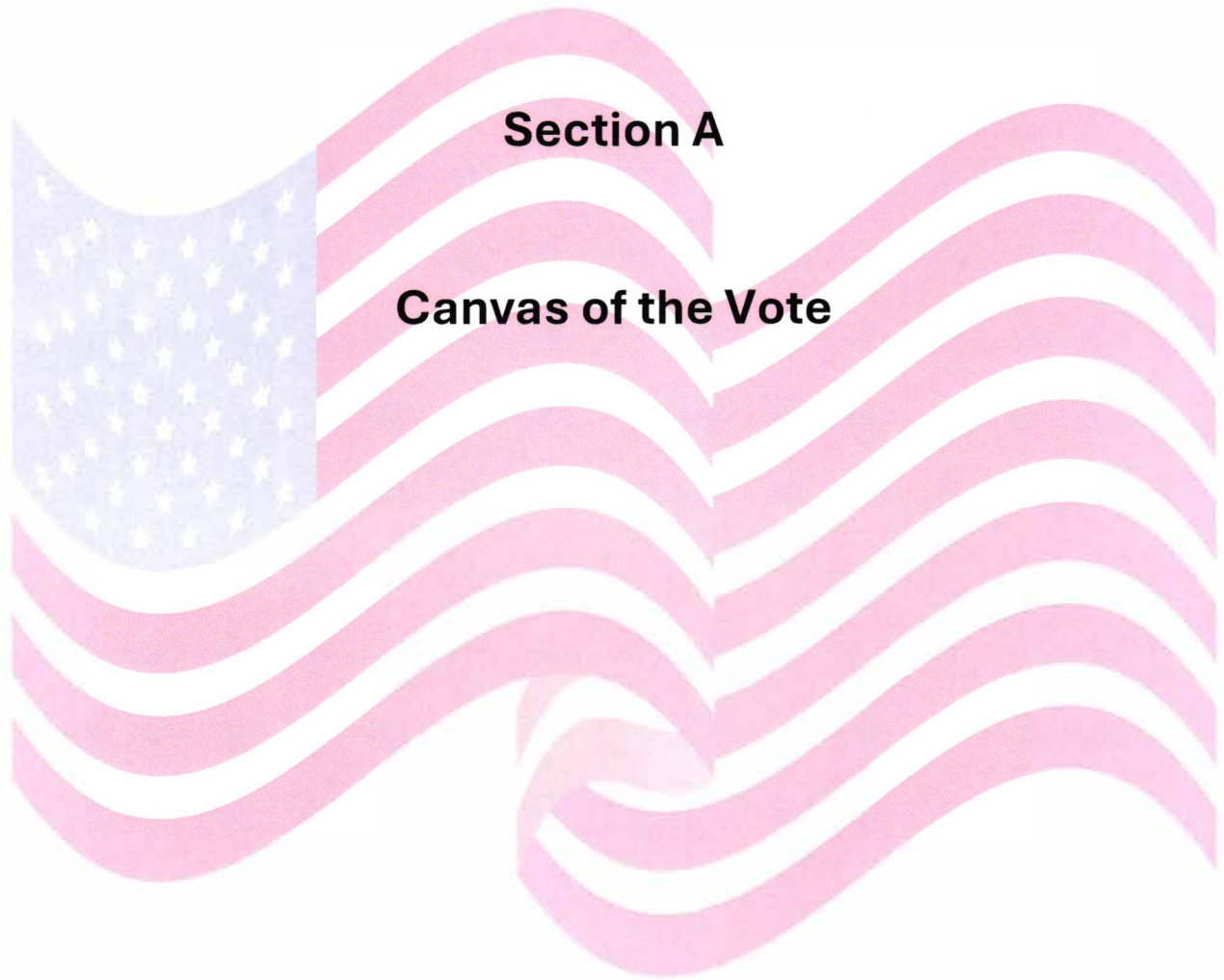
2024 GENERAL ELECTION

November 5th, 2024

AS CANVASED BY

THE STOREY COUNTY BOARD OF COMMISSIONERS

November 13, 2024



Section A

Canvas of the Vote



STOREY COUNTY BOARD OF COUNTY COMMISSIONERS MEETING

11/13/2024 10:00 AM

26 SOUTH B STREET, VIRGINIA CITY, NEVADA

SPECIAL MEETING AGENDA

This meeting will be held in person ONLY and the public is welcome to attend.

For additional information or supporting documents please contact the
Storey County Clerk's Office at 775-847-0969.

JAY CARMONA
CHAIRMAN

ANNE LANGER
DISTRICT ATTORNEY

CLAY MITCHELL
VICE-CHAIRMAN

LANCE GILMAN
COMMISSIONER

JIM HINDLE
CLERK-TREASURER

Members of the Board of County Commissioners also serve as the Board of Fire Commissioners for the Storey County Fire Protection District, Storey County Health Board, Storey County Brothel License Board, Storey County Water and Sewer System Board, Storey County Highway Board and the Storey County Liquor and Licensing Board and during this meeting may convene as any of those boards as indicated on this or a separately posted agenda. All matters listed under the consent agenda are considered routine and may be acted upon by the Board of County Commissioners with one action, and without an extensive hearing. Any member of the Board or any citizen may request that an item be taken from the consent agenda, discussed, and acted upon separately during this meeting. Pursuant to NRS 241.020 (2)(d)(6) Items on the agenda may be taken out of order, the public body may combine two or more agenda items for consideration, and the public body may remove an item from the agenda or delay discussion relating to an item on the agenda at any time. The Commission Chair reserves the right to limit the time allotted for each individual to speak. Public comment is limited to 3 minutes per individual.

All items include discussion and possible action to approve, modify, deny, or continue unless marked otherwise.

1. **CALL TO ORDER SPECIAL MEETING AT 10:00 A.M.**
2. **CONVENE AS THE STOREY COUNTY BOARD OF COUNTY COMMISSIONERS**
3. **PLEDGE OF ALLEGIANCE**

4. **PUBLIC COMMENT (No Action)**

5. **DISCUSSION/FOR POSSIBLE ACTION:**

Consideration and possible approval of the agenda for the November 13, 2024, special meeting.

6. **DISCUSSION/FOR POSSIBLE ACTION:**

Consideration and possible approval of the final canvass of the results of the November 5, 2024, General Election held in and for Storey County.

7. **DISCUSSION ONLY (No Action - No Public Comment): Committee/Staff Reports**

8. **BOARD COMMENT (No Action - No Public Comment)**

9. **PUBLIC COMMENT (No Action)**

10. **ADJOURNMENT OF ALL ACTIVE AND RECESSED BOARDS ON THE AGENDA**

NOTICE:

- Anyone interested may request personal notice of the meetings.
- Agenda items must be received in writing by 12:00 noon on the Monday of the week preceding the regular meeting. For information call (775) 847-0969.
- Items may not necessarily be heard in the order that they appear.
- Public Comment will be allowed at the end of each meeting (this comment should be limited to matters not on the agenda). Public Comment will also be allowed during each item upon which action will be taken on the agenda (this comment should be limited to the item on the agenda). Time limits on Public Comment will be at the discretion of the Chairman of the Board. Please limit your comments to three minutes.
- Storey County recognizes the needs and civil rights of all persons regardless of race, color, religion, gender, disability, family status, or nation origin.
- In accordance with Federal civil rights law and U.S. Department of Agriculture (USDA) civil rights regulations and policies, the USDA, its Agencies, offices, and employees, and institutions participating in or administering USDA programs are prohibited from discriminating based on race, color, national origin, religion, sex, gender identity (including gender expression), sexual orientation, disability, age, marital status, family/parental status, income derived from a public assistance program, political beliefs, or reprisal or retaliation for prior civil rights activity, in any program or activity conducted or funded by USDA (not all bases apply to all programs). Remedies and complaint filing deadlines vary by program or incident.

Persons with disabilities who require alternative means of communication for program information (e.g., Braille, large print, audiotape, American Sign Language, etc.) should contact the responsible Agency or USDA's TARGET Center at (202) 720-2600 (voice and TTY) or contact USDA through the Federal Relay Service at (800) 877-8339. Additionally, program information may be made available in languages other than English.

To file a program discrimination complaint, complete the USDA Program Discrimination Complaint Form, AD-3027, found online at http://www.ascr.usda.gov/complaint_filing_cust.html and at any USDA office or write a letter addressed to USDA and provide in the letter all of the information requested in the form. To request a copy of the complaint form, call (866) 632-9992. Submit your completed form or letter to USDA by:

(1) mail: U.S. Department of Agriculture
Office of the Assistant Secretary for Civil Rights
1400 Independence Avenue, SW
Washington, D.C. 20250-9410.

(2) fax: (202) 690-7442; or

(3) email: program.intake@usda.gov.

USDA is an equal opportunity provider, employer, and lender.

Notice to persons with disabilities: Members of the public who are disabled and require special assistance or accommodations at the meeting are requested to notify the Commissioners' Office in writing at PO Box 176, Virginia City, Nevada 89440.

CERTIFICATION OF POSTING

I, Drema Smith, Administrative Assistant to Storey County, do hereby certify that I posted, or caused to be posted, a copy of this agenda at the following locations on or before 11/08/2024; Storey County Courthouse located at 26 S B St, Virginia City, NV, the Virginia City Fire Department located at 145 N C St, Virginia City, NV, the Virginia City Highlands Fire Department located at 2610 Cartwright Rd, VC Highlands, NV and Lockwood Fire Department located at 431 Canyon Way, Lockwood, NV. This agenda was also posted to the Nevada State website at <https://notice.nv.gov/> and to the Storey County website at: <https://www.storeycounty.org/agendacenter>

By *Drema Smith*
Drema Smith
Administrative Assistant II



Board of Storey County Commissioners Agenda Action Report

Meeting date: 11/13/2024 10:00 AM -
Special BOCC Meeting

Estimate of Time Required: 1 min

Agenda Item Type: Discussion/Possible Action

- **Title:** Consideration and possible approval of the agenda for the November 13, 2024, special meeting.
- **Recommended motion:** Approve or amend as necessary.
- **Prepared by:** Drema Smith

Department: Commissioners

Contact Number: 7758470968

- **Staff Summary:** See attached.
- **Supporting Materials:** No Attachments
- **Fiscal Impact:**
- **Legal review required:** False
- **Reviewed by:**

_____ Department Head

Department Name:

_____ County Manager

Other Agency Review: _____

- **Board Action:**

<input type="checkbox"/> Approved	<input type="checkbox"/> Approved with Modification
<input type="checkbox"/> Denied	<input type="checkbox"/> Continued



Board of Storey County Commissioners Agenda Action Report

Meeting date: 11/13/2024 10:00 AM -
Special BOCC Meeting

Estimate of Time Required: 15 minutes

Agenda Item Type: Discussion/Possible Action

- **Title:** Consideration and possible approval of the final canvass of the results of the November 5, 2024, General Election held in and for Storey County.
- **Recommended motion:** I, Commissioner _____, move to approve the final canvass of the November 5, 2024, General Election held in and for Storey County and that the County Clerk make a copy of the abstract and make a mechanical report of the abstract to the Secretary of State.
- **Prepared by:** Jim Hindle

Department: Clerk & Treasurer

Contact Number: 7758470969

- **Staff Summary:** Unofficial summary results will be posted on the Clerk's "Elections" page on the County Website by November 13, 2024, and the Proposed Report of the Canvass of the Vote will be provided at the meeting.
- **Supporting Materials:** No Attachments
- **Fiscal Impact:**
- **Legal review required:** False
- **Reviewed by:**

____ Department Head

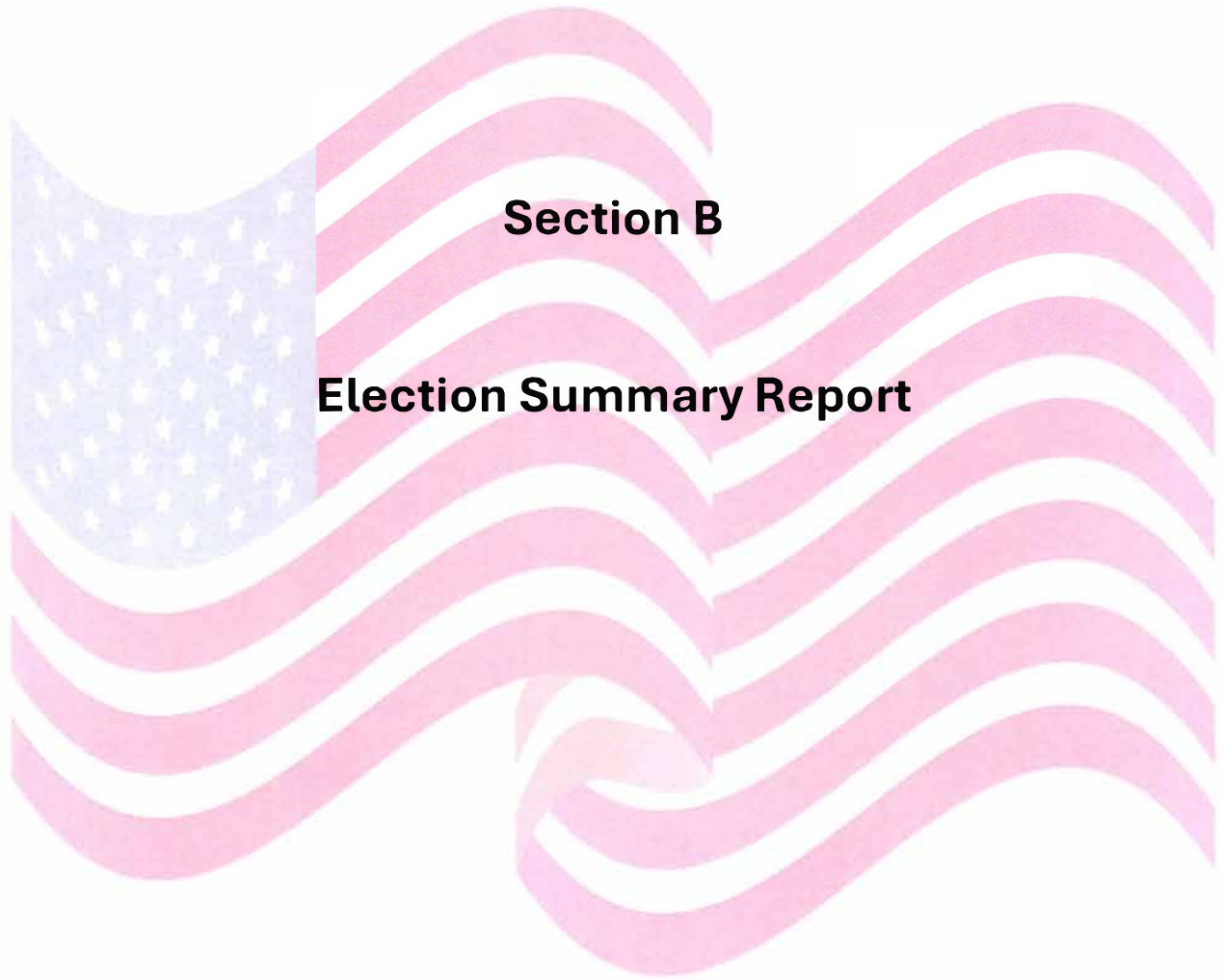
Department Name:

____ County Manager

Other Agency Review: _____

- **Board Action:**

<input type="checkbox"/> Approved	<input type="checkbox"/> Approved with Modification
<input type="checkbox"/> Denied	<input type="checkbox"/> Continued



Section B

Election Summary Report

Election Summary Report

General Election
 STOREY COUNTY
 November 05, 2024

Summary for: All Contests, All Districts, All Tabulators, All Counting Groups
 Official Results - 11-12-2024 5:51 PM

Elector Group	Counting Group	Voters Cast	Registered Voters	Turnout
Total	Election Day	866	3,702	23.39%
	Early Vote	1,109		29.96%
	Mail In	1,107		29.90%
	Total	3,082		83.25%

Voters Cast: 3,082 of 3,702 (83.25%)

PRESIDENT AND VICE PRESIDENT OF THE UNITED STATES (Vote for 1)

	Election Day	Early Vote	Mail In	Total	
Times Cast	866	1,109	1,107	3,082 / 3,702	83.25%
Undervotes	1	4	2	7	
Overvotes	0	0	0	0	

Candidate	Party	Election Day	Early Vote	Mail In	Total	
Harris, Kamala D. and Walz, Tim	DEM	221	228	464	913	29.69%
Oliver, Chase and ter Maat, Michael	LPN	7	4	7	18	0.59%
Skousen, Joel and Combs, Rik	IAP	2	2	2	6	0.20%
Trump, Donald J. and Vance, JD	REP	628	864	616	2,108	68.55%
None of These Candidates		7	7	16	30	0.98%
Total Votes		865	1,105	1,105	3,075	

UNITED STATES SENATOR (Vote for 1)

	Election Day	Early Vote	Mail In	Total	
Times Cast	866	1,109	1,107	3,082 / 3,702	83.25%
Undervotes	8	8	8	24	
Overvotes	0	0	0	0	

Candidate	Party	Election Day	Early Vote	Mail In	Total	
Brown, Sam	REP	565	840	559	1,964	64.22%
Cunningham, Chris	LPN	24	7	33	64	2.09%
Hansen, Janine	IAP	18	12	20	50	1.64%
Rosen, Jacky S.	DEM	223	232	464	919	30.05%
None of These Candidates		28	10	23	61	1.99%
Total Votes		858	1,101	1,099	3,058	

REPRESENTATIVE IN CONGRESS, DISTRICT 2 (Vote for 1)

	Election Day	Early Vote	Mail In	Total	
Times Cast	866	1,109	1,107	3,082 / 3,702	83.25%
Undervotes	31	24	50	105	
Overvotes	0	0	0	0	

Candidate	Party	Election Day	Early Vote	Mail In	Total	
Amodei, Mark E.	REP	581	807	587	1,975	66.34%
Chapman, Lynn	IAP	28	34	81	143	4.80%
Kidd, Greg	NPP	198	221	357	776	26.07%
Tachiquin, Javi "Trujillo"	LPN	28	23	32	83	2.79%
Total Votes		835	1,085	1,057	2,977	

STATE ASSEMBLY, DISTRICT 40 (Vote for 1)

	Election Day	Early Vote	Mail In	Total	
Times Cast	866	1,109	1,107	3,082 / 3,702	83.25%
Undervotes	36	25	55	116	
Overvotes	0	0	0	0	

Candidate	Party	Election Day	Early Vote	Mail In	Total	
O'Neill, Philip "PK"	REP	615	871	620	2,106	71.00%
Ramsey, Katherine	DEM	215	213	432	860	29.00%
Total Votes		830	1,084	1,052	2,966	

COMMISSIONER DISTRICT 1 (Vote for 1)

	Election Day	Early Vote	Mail In	Total	
Times Cast	866	1,109	1,107	3,082 / 3,702	83.25%
Undervotes	22	18	31	71	
Overvotes	0	0	0	0	

Candidate	Party	Election Day	Early Vote	Mail In	Total	
Gallagher, Hugh J.	DEM	261	288	412	961	31.92%
Mitchell, Clay	REP	583	803	664	2,050	68.08%
Total Votes		844	1,091	1,076	3,011	

COMMISSIONER DISTRICT 3 (Vote for 1)

	Election Day	Early Vote	Mail In	Total	
Times Cast	866	1,109	1,107	3,082 / 3,702	83.25%
Undervotes	138	198	319	655	
Overvotes	0	0	0	0	

Candidate	Party	Election Day	Early Vote	Mail In	Total	
Gilman, Donald	REP	728	911	788	2,427	100.00%
Total Votes		728	911	788	2,427	

JUSTICE OF THE SUPREME COURT, SEAT C (Vote for 1)

	Election Day	Early Vote	Mail In	Total	
Times Cast	866	1,109	1,107	3,082 / 3,702	83.25%
Undervotes	73	116	170	359	
Overvotes	0	0	0	0	

Candidate	Party	Election Day	Early Vote	Mail In	Total	
Cadish, Elissa	NP	545	660	685	1,890	69.41%
None of These Candidates		248	333	252	833	30.59%
Total Votes		793	993	937	2,723	

JUSTICE OF THE SUPREME COURT, SEAT F (Vote for 1)

	Election Day	Early Vote	Mail In	Total	
Times Cast	866	1,109	1,107	3,082 / 3,702	83.25%
Undervotes	73	125	165	363	
Overvotes	0	0	0	0	

Candidate	Party	Election Day	Early Vote	Mail In	Total	
Lee, Patty	NP	554	650	712	1,916	70.47%
None of These Candidates		239	334	230	803	29.53%
Total Votes		793	984	942	2,719	

JUSTICE OF THE SUPREME COURT, SEAT G (Vote for 1)

	Election Day	Early Vote	Mail In	Total	
Times Cast	866	1,109	1,107	3,082 / 3,702	83.25%
Undervotes	75	123	172	370	
Overvotes	0	0	0	0	

Candidate	Party	Election Day	Early Vote	Mail In	Total	
Stiglich, Lidia	NP	560	677	708	1,945	71.72%
None of These Candidates		231	309	227	767	28.28%
Total Votes		791	986	935	2,712	

MEMBER, STATE BOARD OF EDUCATION, DISTRICT 2 (Vote for 1)

	Election Day	Early Vote	Mail In	Total	
Times Cast	866	1,109	1,107	3,082 / 3,702	83.25%
Undervotes	127	199	226	552	
Overvotes	0	0	0	0	

Candidate	Party	Election Day	Early Vote	Mail In	Total	
Davis, Paul "Doc"	NP	434	531	405	1,370	54.15%
Orr, Angela	NP	305	379	476	1,160	45.85%
Total Votes		739	910	881	2,530	

DISTRICT COURT JUDGE, DISTRICT 1, DEPARTMENT 2 (Vote for 1)

	Election Day	Early Vote	Mail In	Total	
Times Cast	866	1,109	1,107	3,082 / 3,702	83.25%
Undervotes	127	151	223	501	
Overvotes	0	0	0	0	

Candidate	Party	Election Day	Early Vote	Mail In	Total	
Krueger, Mark	NP	397	497	387	1,281	49.63%
Luis, Kristin	NP	342	461	497	1,300	50.37%
Total Votes		739	958	884	2,581	

STATEWIDE QUESTION 1 (Vote for 1)

	Election Day	Early Vote	Mail In	Total	
Times Cast	866	1,109	1,107	3,082 / 3,702	83.25%
Undervotes	40	43	93	176	
Overvotes	0	0	0	0	

Candidate	Party	Election Day	Early Vote	Mail In	Total	
Yes		280	257	334	871	29.97%
No		546	809	680	2,035	70.03%
Total Votes		826	1,066	1,014	2,906	

STATEWIDE QUESTION 2 (Vote for 1)

	Election Day	Early Vote	Mail In	Total	
Times Cast	866	1,109	1,107	3,082 / 3,702	83.25%
Undervotes	36	40	74	150	
Overvotes	0	0	1	1	

Candidate	Party	Election Day	Early Vote	Mail In	Total	
Yes		408	497	615	1,520	51.86%
No		422	572	417	1,411	48.14%
Total Votes		830	1,069	1,032	2,931	

STATEWIDE QUESTION 3 (Vote for 1)

	Election Day	Early Vote	Mail In	Total	
Times Cast	866	1,109	1,107	3,082 / 3,702	83.25%
Undervotes	12	16	30	58	
Overvotes	0	0	0	0	

Candidate	Party	Election Day	Early Vote	Mail In	Total	
Yes		361	303	415	1,079	35.68%
No		493	790	662	1,945	64.32%
Total Votes		854	1,093	1,077	3,024	

STATEWIDE QUESTION 4 (Vote for 1)

	Election Day	Early Vote	Mail In	Total	
Times Cast	866	1,109	1,107	3,082 / 3,702	83.25%
Undervotes	25	31	50	106	
Overvotes	0	0	0	0	

Candidate	Party	Election Day	Early Vote	Mail In	Total	
Yes		396	506	597	1,499	50.37%
No		445	572	460	1,477	49.63%
Total Votes		841	1,078	1,057	2,976	

STATEWIDE QUESTION 5 (Vote for 1)

	Election Day	Early Vote	Mail In	Total	
Times Cast	866	1,109	1,107	3,082 / 3,702	83.25%
Undervotes	34	33	58	125	
Overvotes	0	0	0	0	

Candidate	Party	Election Day	Early Vote	Mail In	Total	
Yes		495	620	687	1,802	60.94%
No		337	456	362	1,155	39.06%
Total Votes		832	1,076	1,049	2,957	

STATEWIDE QUESTION 6 (Vote for 1)

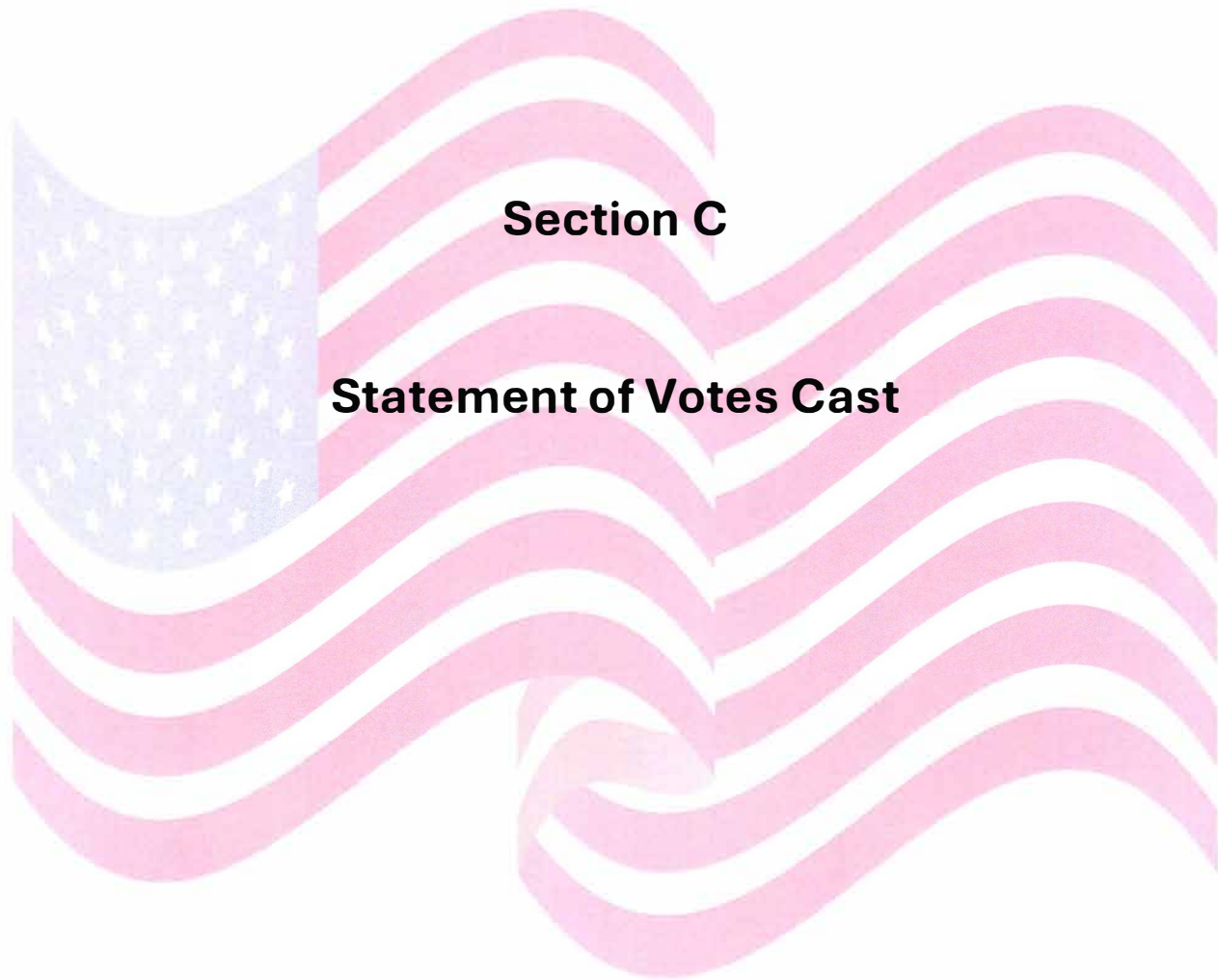
	Election Day	Early Vote	Mail In	Total	
Times Cast	866	1,109	1,107	3,082 / 3,702	83.25%
Undervotes	31	26	35	92	
Overvotes	0	0	0	0	

Candidate	Party	Election Day	Early Vote	Mail In	Total	
Yes		456	412	692	1,560	52.17%
No		379	671	380	1,430	47.83%
Total Votes		835	1,083	1,072	2,990	

STATEWIDE QUESTION 7 (Vote for 1)

	Election Day	Early Vote	Mail In	Total	
Times Cast	866	1,109	1,107	3,082 / 3,702	83.25%
Undervotes	22	18	31	71	
Overvotes	0	0	0	0	

Candidate	Party	Election Day	Early Vote	Mail In	Total	
Yes		714	912	772	2,398	79.64%
No		130	179	304	613	20.36%
Total Votes		844	1,091	1,076	3,011	



Section C

Statement of Votes Cast

Statement of Votes Cast

General Election

STOREY COUNTY

November 05, 2024

SOVC for: All Contests, All Districts, All Counting Groups

Storey County 2024 General Election Statement of Vost Cast - FINAL

Precinct	Registered Voters	Voters Cast	% Turnout
County			
Storey County			
01	473	406	85.84%
02	440	356	80.91%
03	28	16	57.14%
04	597	498	83.42%
05	1,265	1,092	86.32%
06	845	674	79.76%
07	0	0	N/A
08	19	12	63.16%
09	0	0	N/A
11	10	6	60.00%
12	2	1	50.00%
13	0	1	N/A
15	23	20	86.96%
99	0	0	N/A
88	0	0	N/A
Storey County - Total	3,702	3,082	83.25%
Cumulative			
Cumulative	0	0	N/A
Cumulative - Total	0	0	N/A
County - Total	3,702	3,082	83.25%

PRESIDENT AND VICE PRESIDENT OF THE UNITED STATES (Vote for 1) **** - Insufficient Turnout to Protect Voter Privacy

Precinct	Times Cast	Registered Voters	Undervotes	Overvotes
County				
Storey County				
01	406	473	1	0
02	356	440	0	0
03	16	28	0	0
04	498	597	2	0
05	1,092	1,265	3	0
06	674	845	1	0
07	0	0	0	0
08	12	19	0	0
09	0	0	0	0
11	6	10	****	****
12	1	2	****	****
13	1	0	****	****
15	20	23	0	0
99	0	0	0	0
88	0	0	0	0
Storey County - Total	3,082	3,702	7	0
Cumulative				
Cumulative	0	0	0	0
Cumulative - Total	0	0	0	0
County - Total	3,082	3,702	7	0

Precinct	Harris, Kamala D. and Walz, Tim (DEM)	Oliver, Chase and ter Maat, Michael (LPN)
County		
Storey County		
01	99 24.44%	3 0.74%
02	115 32.30%	3 0.84%
03	4 25.00%	0 0.00%
04	121 24.40%	2 0.40%
05	312 28.65%	5 0.46%
06	253 37.59%	5 0.74%
07	0	0
08	6 50.00%	0 0.00%
09	0	0
11	**** ****	**** ****
12	**** ****	**** ****
13	**** ****	**** ****
15	3 15.00%	0 0.00%
99	0	0
88	0	0
Storey County - Total	913 29.69%	18 0.59%
Cumulative		
Cumulative	0	0
Cumulative - Total	0	0
County - Total	913 29.69%	18 0.59%

Precinct	Skousen, Joel and Combs, Rik (IAP)		Trump, Donald J. and Vance, JD (REP)		None of These Candidates		Total Votes
County							
Storey County							
01	0	0.00%	298	73.58%	5	1.23%	405
02	2	0.56%	236	66.29%	0	0.00%	356
03	0	0.00%	12	75.00%	0	0.00%	16
04	1	0.20%	369	74.40%	3	0.60%	496
05	3	0.28%	756	69.42%	13	1.19%	1,089
06	0	0.00%	406	60.33%	9	1.34%	673
07	0		0		0		0
08	0	0.00%	6	50.00%	0	0.00%	12
09	0		0		0		0
11	****	****	****	****	****	****	****
12	****	****	****	****	****	****	****
13	****	****	****	****	****	****	****
15	0	0.00%	17	85.00%	0	0.00%	20
99	0		0		0		0
88	0		0		0		0
Storey County - Total	6	0.20%	2,108	68.55%	30	0.98%	3,075
Cumulative							
Cumulative	0		0		0		0
Cumulative - Total	0		0		0		0
County - Total	6	0.20%	2,108	68.55%	30	0.98%	3,075

UNITED STATES SENATOR (Vote for 1) **** - Insufficient Turnout to Protect Voter Privacy

Precinct	Times Cast	Registered Voters	Undervotes	Overvotes
County				
Storey County				
01	406	473	4	0
02	356	440	1	0
03	16	28	0	0
04	498	597	4	0
05	1,092	1,265	7	0
06	674	845	7	0
07	0	0	0	0
08	12	19	0	0
09	0	0	0	0
11	6	10	****	****
12	1	2	****	****
13	1	0	****	****
15	20	23	1	0
Storey County - Total	3,082	3,702	24	0
Cumulative				
Cumulative	0	0	0	0
Cumulative - Total	0	0	0	0
County - Total	3,082	3,702	24	0

Precinct	Brown, Sam (REP)		Cunningham, Chris (LPN)	
County				
Storey County				
01	271	67.41%	11	2.74%
02	224	63.10%	2	0.56%
03	12	75.00%	0	0.00%
04	332	67.21%	12	2.43%
05	729	67.19%	19	1.75%
06	368	55.17%	19	2.85%
07	0		0	
08	4	33.33%	1	8.33%
09	0		0	
11	****	****	****	****
12	****	****	****	****
13	****	****	****	****
15	16	84.21%	0	0.00%
Storey County - Total	1,964	64.22%	64	2.09%
Cumulative				
Cumulative	0		0	
Cumulative - Total	0		0	
County - Total	1,964	64.22%	64	2.09%

Precinct	Hansen, Janine (IAP)		Rosen, Jacky S. (DEM)		None of These Candidates		Total Votes
County							
Storey County							
01	4	1.00%	109	27.11%	7	1.74%	402
02	8	2.25%	115	32.39%	6	1.69%	355
03	0	0.00%	4	25.00%	0	0.00%	16
04	11	2.23%	122	24.70%	17	3.44%	494
05	17	1.57%	313	28.85%	7	0.65%	1,085
06	9	1.35%	249	37.33%	22	3.30%	667
07	0		0		0		0
08	1	8.33%	5	41.67%	1	8.33%	12
09	0		0		0		0
11	****	****	****	****	****	****	****
12	****	****	****	****	****	****	****
13	****	****	****	****	****	****	****
15	0	0.00%	2	10.53%	1	5.26%	19
Storey County - Total	50	1.64%	919	30.05%	61	1.99%	3,058
Cumulative							
Cumulative	0		0		0		0
Cumulative - Total	0		0		0		0
County - Total	50	1.64%	919	30.05%	61	1.99%	3,058

REPRESENTATIVE IN CONGRESS, DISTRICT 2 (Vote for 1) **** - Insufficient Turnout to Protect Voter Privacy

Precinct	Times Cast	Registered Voters	Undervotes	Overvotes
County				
Storey County				
01	406	473	11	0
02	356	440	15	0
03	16	28	0	0
04	498	597	23	0
05	1,092	1,265	28	0
06	674	845	26	0
07	0	0	0	0
08	12	19	2	0
09	0	0	0	0
11	6	10	****	****
12	1	2	****	****
13	1	0	****	****
15	20	23	0	0
Storey County - Total	3,082	3,702	105	0
Cumulative				
Cumulative	0	0	0	0
Cumulative - Total	0	0	0	0
County - Total	3,082	3,702	105	0

Precinct	Amodei, Mark E. (REP)		Chapman, Lynn (IAP)	
County				
Storey County				
01	290	73.42%	16	4.05%
02	226	66.28%	22	6.45%
03	12	75.00%	0	0.00%
04	318	66.95%	30	6.32%
05	725	68.14%	42	3.95%
06	375	57.87%	32	4.94%
07	0		0	
08	3	30.00%	1	10.00%
09	0		0	
11	****	****	****	****
12	****	****	****	****
13	****	****	****	****
15	19	95.00%	0	0.00%
Storey County - Total	1,975	66.34%	143	4.80%
Cumulative				
Cumulative	0		0	
Cumulative - Total	0		0	
County - Total	1,975	66.34%	143	4.80%

Precinct	Kidd, Greg (NPP)		Tachiquin, Javi "Trujillo" (LPN)		Total Votes
County					
Storey County					
01	82	20.76%	7	1.77%	395
02	85	24.93%	8	2.35%	341
03	3	18.75%	1	6.25%	16
04	117	24.63%	10	2.11%	475
05	272	25.56%	25	2.35%	1,064
06	211	32.56%	30	4.63%	648
07	0		0		0
08	4	40.00%	2	20.00%	10
09	0		0		0
11	****	****	****	****	****
12	****	****	****	****	****
13	****	****	****	****	****
15	1	5.00%	0	0.00%	20
Storey County - Total	776	26.07%	83	2.79%	2,977
Cumulative					
Cumulative	0		0		0
Cumulative - Total	0		0		0
County - Total	776	26.07%	83	2.79%	2,977

STATE ASSEMBLY, DISTRICT 40 (Vote for 1)

**** - Insufficient Turnout to Protect Voter Privacy

Precinct	Times Cast	Registered Voters	Undervotes	Overvotes
County				
Storey County				
01	406	473	17	0
02	356	440	13	0
03	16	28	0	0
04	498	597	18	0
05	1,092	1,265	40	0
06	674	845	26	0
07	0	0	0	0
08	12	19	1	0
09	0	0	0	0
11	6	10	****	****
12	1	2	****	****
13	1	0	****	****
15	20	23	1	0
Storey County - Total	3,082	3,702	116	0
Cumulative				
Cumulative	0	0	0	0
Cumulative - Total	0	0	0	0
County - Total	3,082	3,702	116	0

Precinct	O'Neill, Philip "PK" (REP)		Ramsey, Katherine (DEM)		Total Votes
County					
Storey County					
01	298	76.61%	91	23.39%	389
02	236	68.80%	107	31.20%	343
03	12	75.00%	4	25.00%	16
04	354	73.75%	126	26.25%	480
05	765	72.72%	287	27.28%	1,052
06	409	63.12%	239	36.88%	648
07	0		0		0
08	6	54.55%	5	45.45%	11
09	0		0		0
11	****	****	****	****	****
12	****	****	****	****	****
13	****	****	****	****	****
15	19	100.00%	0	0.00%	19
Storey County - Total	2,106	71.00%	860	29.00%	2,966
Cumulative					
Cumulative	0		0		0
Cumulative - Total	0		0		0
County - Total	2,106	71.00%	860	29.00%	2,966

COMMISSIONER DISTRICT 1 (Vote for 1) **** - Insufficient Turnout to Protect Voter Privacy

Precinct	Times Cast	Registered Voters	Undervotes	Overvotes
County				
Storey County				
01	406	473	7	0
02	356	440	8	0
03	16	28	0	0
04	498	597	13	0
05	1,092	1,265	20	0
06	674	845	22	0
07	0	0	0	0
08	12	19	1	0
09	0	0	0	0
11	6	10	****	****
12	1	2	****	****
13	1	0	****	****
15	20	23	0	0
Storey County - Total	3,082	3,702	71	0
Cumulative				
Cumulative	0	0	0	0
Cumulative - Total	0	0	0	0
County - Total	3,082	3,702	71	0

Precinct	Gallagher, Hugh J. (DEM)		Mitchell, Clay (REP)		Total Votes
County					
Storey County					
01	168	42.11%	231	57.89%	399
02	151	43.39%	197	56.61%	348
03	4	25.00%	12	75.00%	16
04	130	26.80%	355	73.20%	485
05	280	26.12%	792	73.88%	1,072
06	222	34.05%	430	65.95%	652
07	0		0		0
08	6	54.55%	5	45.45%	11
09	0		0		0
11	****	****	****	****	****
12	****	****	****	****	****
13	****	****	****	****	****
15	0	0.00%	20	100.00%	20
Storey County - Total	961	31.92%	2,050	68.08%	3,011
Cumulative					
Cumulative	0		0		0
Cumulative - Total	0		0		0
County - Total	961	31.92%	2,050	68.08%	3,011

COMMISSIONER DISTRICT 3 (Vote for 1) **** - Insufficient Turnout to Protect Voter Privacy

Precinct	Times Cast	Registered Voters	Undervotes	Overvotes
County				
Storey County				
01	406	473	96	0
02	356	440	79	0
03	16	28	5	0
04	498	597	93	0
05	1,092	1,265	241	0
06	674	845	136	0
07	0	0	0	0
08	12	19	5	0
09	0	0	0	0
11	6	10	****	****
12	1	2	****	****
13	1	0	****	****
15	20	23	0	0
Storey County - Total	3,082	3,702	655	0
Cumulative				
Cumulative	0	0	0	0
Cumulative - Total	0	0	0	0
County - Total	3,082	3,702	655	0

Precinct	Gilman, Donald (REP)	Total Votes
County		
Storey County		
01	310 100.00%	310
02	277 100.00%	277
03	11 100.00%	11
04	405 100.00%	405
05	851 100.00%	851
06	538 100.00%	538
07	0	0
08	7 100.00%	7
09	0	0
11	**** ****	****
12	**** ****	****
13	**** ****	****
15	20 100.00%	20
Storey County - Total	2,427 100.00%	2,427
Cumulative		
Cumulative	0	0
Cumulative - Total	0	0
County - Total	2,427 100.00%	2,427

JUSTICE OF THE SUPREME COURT, SEAT C (Vote for 1) **** - Insufficient Turnout to Protect Voter Privacy

Precinct	Times Cast	Registered Voters	Undervotes	Overvotes
County				
Storey County				
01	406	473	38	0
02	356	440	39	0
03	16	28	1	0
04	498	597	46	0
05	1,092	1,265	159	0
06	674	845	72	0
07	0	0	0	0
08	12	19	1	0
09	0	0	0	0
11	6	10	****	****
12	1	2	****	****
13	1	0	****	****
15	20	23	1	0
Storey County - Total	3,082	3,702	359	0
Cumulative				
Cumulative	0	0	0	0
Cumulative - Total	0	0	0	0
County - Total	3,082	3,702	359	0

Precinct	Cadish, Elissa (NP)		None of These Candidates		Total Votes
County					
Storey County					
01	246	66.85%	122	33.15%	368
02	212	66.88%	105	33.12%	317
03	10	66.67%	5	33.33%	15
04	332	73.45%	120	26.55%	452
05	640	68.60%	293	31.40%	933
06	429	71.26%	173	28.74%	602
07	0		0		0
08	6	54.55%	5	45.45%	11
09	0		0		0
11	****	****	****	****	****
12	****	****	****	****	****
13	****	****	****	****	****
15	13	68.42%	6	31.58%	19
Storey County - Total	1,890	69.41%	833	30.59%	2,723
Cumulative					
Cumulative	0		0		0
Cumulative - Total	0		0		0
County - Total	1,890	69.41%	833	30.59%	2,723

JUSTICE OF THE SUPREME COURT, SEAT F (Vote for 1) **** - Insufficient Turnout to Protect Voter Privacy

Precinct	Times Cast	Registered Voters	Undervotes	Overvotes
County				
Storey County				
01	406	473	34	0
02	356	440	41	0
03	16	28	1	0
04	498	597	48	0
05	1,092	1,265	168	0
06	674	845	68	0
07	0	0	0	0
08	12	19	0	0
09	0	0	0	0
11	6	10	****	****
12	1	2	****	****
13	1	0	****	****
15	20	23	1	0
Storey County - Total	3,082	3,702	363	0
Cumulative				
Cumulative	0	0	0	0
Cumulative - Total	0	0	0	0
County - Total	3,082	3,702	363	0

Precinct	Lee, Patty (NP)	None of These Candidates	Total Votes
County			
Storey County			
01	247 66.40%	125 33.60%	372
02	212 67.30%	103 32.70%	315
03	10 66.67%	5 33.33%	15
04	336 74.67%	114 25.33%	450
05	640 69.26%	284 30.74%	924
06	444 73.27%	162 26.73%	606
07	0	0	0
08	8 66.67%	4 33.33%	12
09	0	0	0
11	**** ****	**** ****	****
12	**** ****	**** ****	****
13	**** ****	**** ****	****
15	16 84.21%	3 15.79%	19
Storey County - Total	1,916 70.47%	803 29.53%	2,719
Cumulative			
Cumulative	0	0	0
Cumulative - Total	0	0	0
County - Total	1,916 70.47%	803 29.53%	2,719

JUSTICE OF THE SUPREME COURT, SEAT G (Vote for 1) **** - Insufficient Turnout to Protect Voter Privacy

Precinct	Times Cast	Registered Voters	Undervotes	Overvotes
County				
Storey County				
01	406	473	34	0
02	356	440	43	0
03	16	28	1	0
04	498	597	51	0
05	1,092	1,265	166	0
06	674	845	71	0
07	0	0	0	0
08	12	19	1	0
09	0	0	0	0
11	6	10	****	****
12	1	2	****	****
13	1	0	****	****
15	20	23	1	0
Storey County - Total	3,082	3,702	370	0
Cumulative				
Cumulative	0	0	0	0
Cumulative - Total	0	0	0	0
County - Total	3,082	3,702	370	0

Precinct	Stiglich, Lidia (NP)	None of These Candidates	Total Votes
County			
Storey County			
01	244 65.59%	128 34.41%	372
02	207 66.13%	106 33.87%	313
03	9 60.00%	6 40.00%	15
04	338 75.62%	109 24.38%	447
05	667 72.03%	259 27.97%	926
06	454 75.29%	149 24.71%	603
07	0	0	0
08	7 63.64%	4 36.36%	11
09	0	0	0
11	**** ****	**** ****	****
12	**** ****	**** ****	****
13	**** ****	**** ****	****
15	15 78.95%	4 21.05%	19
Storey County - Total	1,945 71.72%	767 28.28%	2,712
Cumulative			
Cumulative	0	0	0
Cumulative - Total	0	0	0
County - Total	1,945 71.72%	767 28.28%	2,712

MEMBER, STATE BOARD OF EDUCATION, DISTRICT 2 (Vote for 1) **** - Insufficient Turnout to Protect Voter Privacy

Precinct	Times Cast	Registered Voters	Undervotes	Overvotes
County				
Storey County				
01	406	473	61	0
02	356	440	75	0
03	16	28	1	0
04	498	597	67	0
05	1,092	1,265	233	0
06	674	845	109	0
07	0	0	0	0
08	12	19	3	0
09	0	0	0	0
11	6	10	****	****
12	1	2	****	****
13	1	0	****	****
15	20	23	1	0
Storey County - Total	3,082	3,702	552	0
Cumulative				
Cumulative	0	0	0	0
Cumulative - Total	0	0	0	0
County - Total	3,082	3,702	552	0

Precinct	Davis, Paul "Doc" (NP)		Orr, Angela (NP)		Total Votes
County					
Storey County					
01	185	53.62%	160	46.38%	345
02	161	57.30%	120	42.70%	281
03	11	73.33%	4	26.67%	15
04	237	54.99%	194	45.01%	431
05	444	51.69%	415	48.31%	859
06	305	53.98%	260	46.02%	565
07	0		0		0
08	7	77.78%	2	22.22%	9
09	0		0		0
11	****	****	****	****	****
12	****	****	****	****	****
13	****	****	****	****	****
15	15	78.95%	4	21.05%	19
Storey County - Total	1,370	54.15%	1,160	45.85%	2,530
Cumulative					
Cumulative	0		0		0
Cumulative - Total	0		0		0
County - Total	1,370	54.15%	1,160	45.85%	2,530

DISTRICT COURT JUDGE, DISTRICT 1, DEPARTMENT 2 (Vote for 1) **** - Insufficient Turnout to Protect Voter Privacy

Precinct	Times Cast	Registered Voters	Undervotes	Overvotes
County				
Storey County				
01	406	473	54	0
02	356	440	55	0
03	16	28	1	0
04	498	597	72	0
05	1,092	1,265	209	0
06	674	845	103	0
07	0	0	0	0
08	12	19	4	0
09	0	0	0	0
11	6	10	****	****
12	1	2	****	****
13	1	0	****	****
15	20	23	2	0
Storey County - Total	3,082	3,702	501	0
Cumulative				
Cumulative	0	0	0	0
Cumulative - Total	0	0	0	0
County - Total	3,082	3,702	501	0

Precinct	Krueger, Mark (NP)		Luis, Kristin (NP)		Total Votes
County					
Storey County					
01	178	50.57%	174	49.43%	352
02	139	46.18%	162	53.82%	301
03	8	53.33%	7	46.67%	15
04	254	59.62%	172	40.38%	426
05	379	42.92%	504	57.08%	883
06	302	52.89%	269	47.11%	571
07	0		0		0
08	4	50.00%	4	50.00%	8
09	0		0		0
11	****	****	****	****	****
12	****	****	****	****	****
13	****	****	****	****	****
15	11	61.11%	7	38.89%	18
Storey County - Total	1,281	49.63%	1,300	50.37%	2,581
Cumulative					
Cumulative	0		0		0
Cumulative - Total	0		0		0
County - Total	1,281	49.63%	1,300	50.37%	2,581

STATEWIDE QUESTION 1 (Vote for 1) **** - Insufficient Turnout to Protect Voter Privacy

Precinct	Times Cast	Registered Voters	Undervotes	Overvotes
County				
Storey County				
01	406	473	23	0
02	356	440	19	0
03	16	28	1	0
04	498	597	27	0
05	1,092	1,265	63	0
06	674	845	42	0
07	0	0	0	0
08	12	19	0	0
09	0	0	0	0
11	6	10	****	****
12	1	2	****	****
13	1	0	****	****
15	20	23	1	0
Storey County - Total	3,082	3,702	176	0
Cumulative				
Cumulative	0	0	0	0
Cumulative - Total	0	0	0	0
County - Total	3,082	3,702	176	0

Precinct	Yes		No		Total Votes
County					
Storey County					
01	119	31.07%	264	68.93%	383
02	98	29.08%	239	70.92%	337
03	3	20.00%	12	80.00%	15
04	139	29.51%	332	70.49%	471
05	269	26.14%	760	73.86%	1,029
06	232	36.71%	400	63.29%	632
07	0		0		0
08	6	50.00%	6	50.00%	12
09	0		0		0
11	****	****	****	****	****
12	****	****	****	****	****
13	****	****	****	****	****
15	5	26.32%	14	73.68%	19
Storey County - Total	871	29.97%	2,035	70.03%	2,906
Cumulative					
Cumulative	0		0		0
Cumulative - Total	0		0		0
County - Total	871	29.97%	2,035	70.03%	2,906

STATEWIDE QUESTION 2 (Vote for 1) **** - Insufficient Turnout to Protect Voter Privacy

Precinct	Times Cast	Registered Voters	Undervotes	Overvotes
County				
Storey County				
01	406	473	19	1
02	356	440	17	0
03	16	28	1	0
04	498	597	29	0
05	1,092	1,265	50	0
06	674	845	32	0
07	0	0	0	0
08	12	19	0	0
09	0	0	0	0
11	6	10	****	****
12	1	2	****	****
13	1	0	****	****
15	20	23	2	0
Storey County - Total	3,082	3,702	150	1
Cumulative				
Cumulative	0	0	0	0
Cumulative - Total	0	0	0	0
County - Total	3,082	3,702	150	1

Precinct	Yes		No		Total Votes
County					
Storey County					
01	192	49.74%	194	50.26%	386
02	182	53.69%	157	46.31%	339
03	12	80.00%	3	20.00%	15
04	225	47.97%	244	52.03%	469
05	506	48.56%	536	51.44%	1,042
06	386	60.12%	256	39.88%	642
07	0		0		0
08	9	75.00%	3	25.00%	12
09	0		0		0
11	****	****	****	****	****
12	****	****	****	****	****
13	****	****	****	****	****
15	8	44.44%	10	55.56%	18
Storey County - Total	1,520	51.86%	1,411	48.14%	2,931
Cumulative					
Cumulative	0		0		0
Cumulative - Total	0		0		0
County - Total	1,520	51.86%	1,411	48.14%	2,931

STATEWIDE QUESTION 3 (Vote for 1) **** - Insufficient Turnout to Protect Voter Privacy

Precinct	Times Cast	Registered Voters	Undervotes	Overvotes
County				
Storey County				
01	406	473	6	0
02	356	440	9	0
03	16	28	0	0
04	498	597	17	0
05	1,092	1,265	13	0
06	674	845	12	0
07	0	0	0	0
08	12	19	0	0
09	0	0	0	0
11	6	10	****	****
12	1	2	****	****
13	1	0	****	****
15	20	23	1	0
Storey County - Total	3,082	3,702	58	0
Cumulative				
Cumulative	0	0	0	0
Cumulative - Total	0	0	0	0
County - Total	3,082	3,702	58	0

Precinct	Yes	No	Total Votes
County			
Storey County			
01	142 35.50%	258 64.50%	400
02	134 38.62%	213 61.38%	347
03	8 50.00%	8 50.00%	16
04	165 34.30%	316 65.70%	481
05	318 29.47%	761 70.53%	1,079
06	299 45.17%	363 54.83%	662
07	0	0	0
08	9 75.00%	3 25.00%	12
09	0	0	0
11	**** ****	**** ****	****
12	**** ****	**** ****	****
13	**** ****	**** ****	****
15	3 15.79%	16 84.21%	19
Storey County - Total	1,079 35.68%	1,945 64.32%	3,024
Cumulative			
Cumulative	0	0	0
Cumulative - Total	0	0	0
County - Total	1,079 35.68%	1,945 64.32%	3,024

STATEWIDE QUESTION 4 (Vote for 1) **** - Insufficient Turnout to Protect Voter Privacy

Precinct	Times Cast	Registered Voters	Undervotes	Overvotes
County				
Storey County				
01	406	473	12	0
02	356	440	12	0
03	16	28	1	0
04	498	597	26	0
05	1,092	1,265	36	0
06	674	845	18	0
07	0	0	0	0
08	12	19	1	0
09	0	0	0	0
11	6	10	****	****
12	1	2	****	****
13	1	0	****	****
15	20	23	0	0
Storey County - Total	3,082	3,702	106	0
Cumulative				
Cumulative	0	0	0	0
Cumulative - Total	0	0	0	0
County - Total	3,082	3,702	106	0

Precinct	Yes		No		Total Votes
County					
Storey County					
01	194	49.24%	200	50.76%	394
02	181	52.62%	163	47.38%	344
03	9	60.00%	6	40.00%	15
04	208	44.07%	264	55.93%	472
05	519	49.15%	537	50.85%	1,056
06	378	57.62%	278	42.38%	656
07	0		0		0
08	6	54.55%	5	45.45%	11
09	0		0		0
11	****	****	****	****	****
12	****	****	****	****	****
13	****	****	****	****	****
15	2	10.00%	18	90.00%	20
Storey County - Total	1,499	50.37%	1,477	49.63%	2,976
Cumulative					
Cumulative	0		0		0
Cumulative - Total	0		0		0
County - Total	1,499	50.37%	1,477	49.63%	2,976

STATEWIDE QUESTION 5 (Vote for 1) **** - Insufficient Turnout to Protect Voter Privacy

Precinct	Times Cast	Registered Voters	Undervotes	Overvotes
County				
Storey County				
01	406	473	11	0
02	356	440	12	0
03	16	28	0	0
04	498	597	30	0
05	1,092	1,265	45	0
06	674	845	27	0
07	0	0	0	0
08	12	19	0	0
09	0	0	0	0
11	6	10	****	****
12	1	2	****	****
13	1	0	****	****
15	20	23	0	0
Storey County - Total	3,082	3,702	125	0
Cumulative				
Cumulative	0	0	0	0
Cumulative - Total	0	0	0	0
County - Total	3,082	3,702	125	0

Precinct	Yes		No		Total Votes
County					
Storey County					
01	223	56.46%	172	43.54%	395
02	204	59.30%	140	40.70%	344
03	12	75.00%	4	25.00%	16
04	287	61.32%	181	38.68%	468
05	628	59.98%	419	40.02%	1,047
06	432	66.77%	215	33.23%	647
07	0		0		0
08	8	66.67%	4	33.33%	12
09	0		0		0
11	****	****	****	****	****
12	****	****	****	****	****
13	****	****	****	****	****
15	6	30.00%	14	70.00%	20
Storey County - Total	1,802	60.94%	1,155	39.06%	2,957
Cumulative					
Cumulative	0		0		0
Cumulative - Total	0		0		0
County - Total	1,802	60.94%	1,155	39.06%	2,957

STATEWIDE QUESTION 6 (Vote for 1) **** - Insufficient Turnout to Protect Voter Privacy

Precinct	Times Cast	Registered Voters	Undervotes	Overvotes
County				
Storey County				
01	406	473	11	0
02	356	440	6	0
03	16	28	0	0
04	498	597	24	0
05	1,092	1,265	28	0
06	674	845	22	0
07	0	0	0	0
08	12	19	0	0
09	0	0	0	0
11	6	10	****	****
12	1	2	****	****
13	1	0	****	****
15	20	23	1	0
Storey County - Total	3,082	3,702	92	0
Cumulative				
Cumulative	0	0	0	0
Cumulative - Total	0	0	0	0
County - Total	3,082	3,702	92	0

Precinct	Yes		No		Total Votes
County					
Storey County					
01	208	52.66%	187	47.34%	395
02	185	52.86%	165	47.14%	350
03	6	37.50%	10	62.50%	16
04	239	50.42%	235	49.58%	474
05	504	47.37%	560	52.63%	1,064
06	398	61.04%	254	38.96%	652
07	0		0		0
08	8	66.67%	4	33.33%	12
09	0		0		0
11	****	****	****	****	****
12	****	****	****	****	****
13	****	****	****	****	****
15	12	63.16%	7	36.84%	19
Storey County - Total	1,560	52.17%	1,430	47.83%	2,990
Cumulative					
Cumulative	0		0		0
Cumulative - Total	0		0		0
County - Total	1,560	52.17%	1,430	47.83%	2,990

STATEWIDE QUESTION 7 (Vote for 1) **** - Insufficient Turnout to Protect Voter Privacy

Precinct	Times Cast	Registered Voters	Undervotes	Overvotes
County				
Storey County				
01	406	473	10	0
02	356	440	7	0
03	16	28	0	0
04	498	597	20	0
05	1,092	1,265	15	0
06	674	845	19	0
07	0	0	0	0
08	12	19	0	0
09	0	0	0	0
11	6	10	****	****
12	1	2	****	****
13	1	0	****	****
15	20	23	0	0
Storey County - Total	3,082	3,702	71	0
Cumulative				
Cumulative	0	0	0	0
Cumulative - Total	0	0	0	0
County - Total	3,082	3,702	71	0

Precinct	Yes		No		Total Votes
County					
Storey County					
01	315	79.55%	81	20.45%	396
02	280	80.23%	69	19.77%	349
03	13	81.25%	3	18.75%	16
04	383	80.13%	95	19.87%	478
05	846	78.55%	231	21.45%	1,077
06	526	80.31%	129	19.69%	655
07	0		0		0
08	8	66.67%	4	33.33%	12
09	0		0		0
11	****	****	****	****	****
12	****	****	****	****	****
13	****	****	****	****	****
15	20	100.00%	0	0.00%	20
Storey County - Total	2,398	79.64%	613	20.36%	3,011
Cumulative					
Cumulative	0		0		0
Cumulative - Total	0		0		0
County - Total	2,398	79.64%	613	20.36%	3,011